

F-350XP

Electrical Specifications (@25C)

- Maximum Power: 4.5 VA
- Primary:
 - Series: 230V @ 50/60 Hz
 - Parallel: 115V @ 50/60Hz
- Secondary:
 - Series: 24.0V CT @ 0.180 Amps
 - Parallel: 12.0V CT @ 0.360 Amps

Description:

The F-350XP is part of a wide selection of plug-in types that meet the needs of PC boards and solid state power supply design. This transformer can satisfy power as well as control and instrumentation applications.

Construction:

Wound on a single channel nylon bobbin. Materials are UL recognized, Class B (130° C) rated.

Safety:

These products are 100% hipot tested with an insulation of 1500V between primary and secondary windings.

Dimensions:

Units: In inches

A	B	C	D	E	F	G
1.437	2.375	1.250	1.625	.250	1.109	2.00

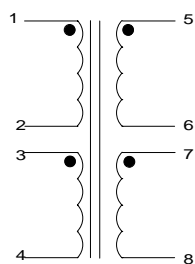
Mounting holes: 0.187 in.

Pin length: 0.187 in.

Pin size: 0.20 x .041 in.

Weight: 6.5 oz

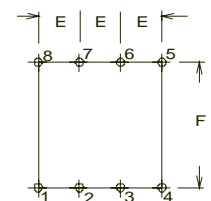
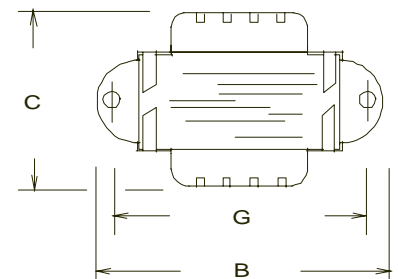
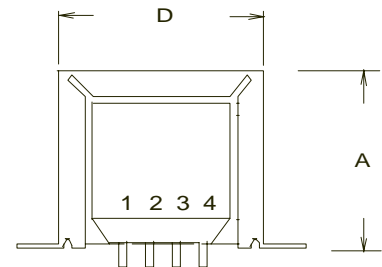
Schematic:



Primary: Series - 1 to 4, Jumper 2 to 3
Parallel - 1 to 3, Jumper 1 to 3 and 2 to 4

Secondary: Series - 3 to 6, Jumper 4 to 5
Parallel - 3 to 5, Jumper 3 to 5 and 4 to 6

RoHS Compliance: As of manufacturing date February 2005, all standard products meet the requirements of 2002/95/EC, known as the RoHS initiative.



Power Transformers

PC Mount

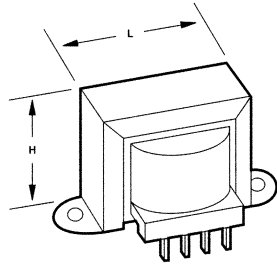


Figure A

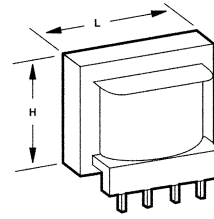


Figure B

:: Description

Triad power transformers are offered in a wide selection of plug-in types to meet the needs of PC board and solid state power supply designs. These transformers can satisfy power as well as control and instrumentation applications. The transformers are available in a single or dual primary and dual center tapped secondary configurations.

:: Specifications

Primary: 115/230 V, 50/60 Hz

:: Dual Primary, Dual Secondaries

Section	Type No.	Figure	VA	Secondary		Dimensions							Wt. Oz.
				Series	Parallel	H	W	D	L	A	B	MW	
A	F-3132P	B	1½	15.0V CT @ 0.1A	7.5V @ 0.2A	1⅜	•	1⅝	•	⅜	1	•	4.0
	F-333P			30.0V CT @ 0.050A	15.0V @ 0.100A								
	F-367P			230.0V CT @ 0.0065A	115.0V @ 0.013A								
B	F-348XP	A	4½	12.6V CT @ 0.350A	6.3V @ 0.700A	1⅜	2⅝	1¼	1⅝	¼	1⅞	2	6.5
C	F-3142XP	A	4½	15.0V CT @ 0.3A	7.5V @ 0.6A	1⅞	2⅝	1¼	1⅝	¼	1⅞	2	6.5
	F-349XP			16.0V CT @ 0.280A	8.0V @ 0.560A								
	F-350XP			24.0V CT @ 0.180A	12.0V @ 0.360A								
	F-358XP			20.0V CT @ 0.225A	10.0V @ 0.450A								
	F-3143XP			30.0V CT @ 0.15A	15.0V @ 0.3A								
	F-363XP			230.0V CT @ 0.020A	115.0V @ 0.040A								
D	F-3152XP	A	7½	15.0V CT @ 0.5A	7.5V @ 1.0A	1⅜	2⅞	1⅞	1⅝	¼	1⅞	2⅝	11.0
	F-3153XP			30.0V CT @ 0.25A	15.0V @ 0.5A								
E	F-359XP	A	10	24.0V CT @ 0.450A	12.0V @ 0.900A	1⅜	2⅞	1⅞	1⅝	¼	1⅞	2⅝	11.0
	F-362XP			20.0V CT @ 0.500A	10.0V @ 1.0A								
	F-365XP			12.6V CT @ 0.800A	6.30V @ 1.6A								
	F-366XP			16.0V CT @ 0.640A	8.0V @ 1.28A								
	F-369XP			230.0V CT @ 0.044A	115.0V @ 0.088A								
F	F-370P	B	24	10.0V CT @ 2.4A	5.0V @ 4.8A	1⅜	•	2¼	1⅝	¼	2⅞	•	13.3
	F-371P			12.6V CT @ 2.0A	6.3V @ 4.0A								
	F-372P			16.0V CT @ 1.5A	8.0V @ 3.0A								
	F-373P			20.0V CT @ 1.2A	10.0V @ 2.4A								
	F-374P			24.0V CT @ 1.0A	12.0V @ 2.0A								
	F-375P			28.0V CT @ 0.8A	14.0V @ 1.6A								
	F-376P			34.0V CT @ 0.7A	17.0V @ 1.4A								
	F-377P			40.0V CT @ 0.6A	20.0V @ 1.2A								
	F-378P			56.0V CT @ 0.42A	28.0V @ 0.84A								
	F-379P			120.0V CT @ 0.2A	60.0V @ 0.4A								

CT = Center Tap Mounting hole size: Figure A = ⅜"

:: Outline Dimensions

Technical Notes

1. The transformers with dual primaries permit their use in equipment for sale in both foreign and domestic markets.
2. Hi-pot tested at 1,500 VRMS.

Figure A

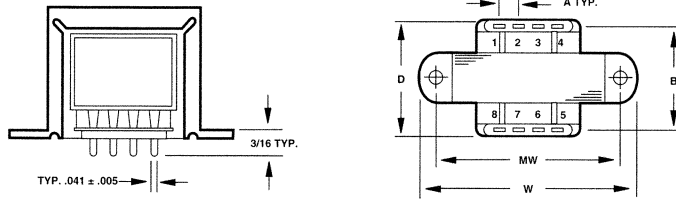


Figure B

